

Sleep Smart

CPAP AUTO CPAP

PRODUCT FEATURES

Silent

Applying the research results of fluid mechanics, the noise for the whole system is as low as 28dB, one can enjoy a quiet and comfortable sleep all night.

Automatic adjustment Intelligent + Comfortable

According to airway resistance, compliance and every breathing airflow change of the patient, combined with ventilation history records, the treatment pressure is intelligently adjusted, so as to achieve precise and comfortable treatment.

Portable

The entire machine is less than 1.3kgs, the main device and humidifier can be quickly separated, & can easily meet the use for home and travel.

Recognition of Central Sleep Apnea events

Accurately identify Central Apnea and Obstructive Apnea, & effectively avoid ventilation discomfort caused by high pressure.

Intelligent Drying Technology

After each use, AS-Dry technology will automatically dry the breathing tube and the mask to prevent bacteria from growing in wet environment so as to protect your health.

Mask testing

Promptly correct the leakage from mask-wearing and ensure comfortable ventilation.



Products Configuration

Type	CPAP	AUTO CPAP
Modes	CPAP	CPAP, AUTO CPAP
Pressure (cmH ₂ O)	4-20	4-20
Ramp time	0-60	0-60
Expiratory pressure release (min)	Elex 1-7 level	Elex 1-7 level
Identification of Central Apnea	✓	✓
AS-Dry Drying technology	✓	✓
Auto On/Off	✓	✓
Leakage compensation	✓	✓
Manual pressure titration	Optional	Optional
Therapy data storage	Yes, SD card	Yes, SD card
Humidifier	Heated humidification system, 5 levels adjustable	
Alarms	Power down, leakage, filter replacement	
Screen size	3.5 inch	
Adapter AC Input	100-240V, DC output: 24V	

AS-Elex Expiratory pressure release

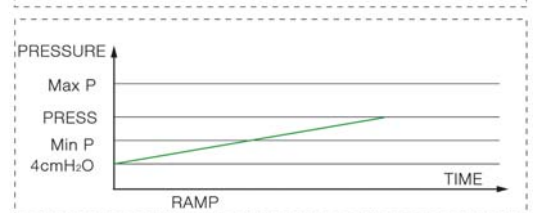
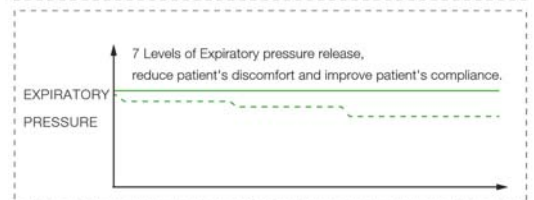
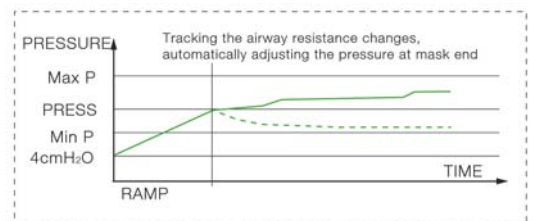
The patented flow tracking algorithm is adopted to reduce the output pressure of the CPAP/APAP by detecting the user's expiratory movement and following the exhalation effort, which can greatly reduce the expiration resistance of the patient and make the exhalation process more smooth.

Ramp time

The time takes from initial pressure up-rising to the treatment pressure. In the two stages of just falling asleep and deep sleep, patients need different treatment pressures due to different levels of airway obstruction. This function offers patients the most suitable treatment pressure in these two stages and can effectively prevent airway collapse.

Intelligent pressure adjustment

It can intelligently adjust treatment pressure according to the airway resistance change of patients with different body positions and different sleep stages to prevent the occurrence of apnea.



Nidek Medical India Private Limited

Head Office: 238 B, A.J.C. Bose Road, Kolkata 700 020, Tel: (033) 4017 7000, Mob: 93395 66444

Delhi: 322, 3rd floor, Ansal Chamber II, 6, Bhikaji Cama Place, New Delhi 110 066, Tel: (011) 2616 5742, Mob: 93501 83222

Chennai: Plot No. 1966, J Block, 3rd Street, 13th Main Road, Anna Nagar (W), Chennai 600 040, Tel: (044) 4266 3662, Mob: 93808 06777, 93459 70044

Mumbai: C-216, Kailash Ind. Compl., Veer Savarkar Marg, Hiranadani Link Road, Vikhroli (W), Mumbai 400 079, Tel: (022) 4215 5441, Mob: 73039 11666

Hyderabad: House Bearing No. 13/1, Shiva Arun Colony, West Marredpally, Secunderabad 500 026, Tel: (040) 4015 0243, Mob: 93468 32266

Lucknow: 1/44, Vijayant Khand Gombi Nagar, Lucknow 226 010, Mob: 93361 20941

Chandigarh: 2nd Floor, SCO# 355, Sector 32-D, Chandigarh 160 031, Mob: 93562 78899

E-mail: sales@nidekindia.com, Website: www.nidekindia.com

